

# Login Process for New Users

(This will only occur the first time the user logs in, for federation purposes required by Tempo/Fusion)

**Step 1:** Log in with your User ID and password that was emailed to the user with the new member email process. Click 'Login'.

Home | About | Contact

Sandicor® San Diego County's Regional Multiple Listing Service

Training Support Members Rules Resources

### Scout for SafeMLS® Login

User ID:

SafeMLS Password:

[I lost or broke my authenticator](#)

[I want to change my password](#)

[I forgot my password](#)

Login

Get ADOBE® FLASH® PLAYER

REQUIREMENTS: Your system is required to have Flash 10 or higher to login using Scout for SAFEMLS.

 East San Diego County Association of REALTORS® AOR (619) 579-0333	 North San Diego County AOR (760) 734-3971
 Pacific Southwest Association of REALTORS® AOR (619) 421-7811	 San Diego AOR (858) 715-8000

Realist




Live Support ONLINE


5414 Oberlin Drive, Suite 150, San Diego, CA 92121-4751 | Phone: (858) 622-6200 | Fax: (858) 622-6222

**Step 2:** You will be taken through a brief enrollment process where you will answer 3 secret questions and set your new password of your choice. Once you receive the notice that you have successfully set your new password, click on the [Login](#) link to be taken back to the log in page.

**Step 3:** Log in with your Username and **the new password that you just created during enrollment.**

Home | About | Contact



**San Diego County's Regional Multiple Listing Service**

[Training](#) | 
 [Support](#) | 
 [Members](#) | 
 [Rules](#) | 
 [Resources](#)

---


**Scout for SafeMLS® Login**

User ID:


SafeMLS Password:

[▶ I lost or broke my authenticator](#)  
[▶ I want to change my password](#)  
[▶ I forgot my password](#)


[Login](#)


**Get ADOBE® FLASH® PLAYER**


REQUIREMENTS: Your system is required to have Flash 10 or higher to login using Scout for SAFEMLS.




**East San Diego County**  
AOR  
(619) 579-0333









**North San Diego County**  
AOR  
(760) 734-3971








**Pacific Southwest**  
AOR  
(619) 421-7811




**San Diego**  
AOR  
(858) 715-8000








---

[About](#) | 
 [Press Releases](#) | 
 [Bill Pay](#) | 
 [Service Center Locations](#) | 
 [Sitemap](#) | 
 [Privacy](#)  
 Sandicor Resources | Tech Support Remote | ©2002-2010 Sandicor, Inc. All rights reserved.



Live Support  
**ONLINE**



5414 Oberlin Drive, Suite 150, San Diego, CA 92121-4751 | Phone: (858) 622-6200 | Fax: (858) 622-6222

**Step 4:** You will then be directed to a Tempo/Fusion page similar to the one below and log in one last time, but you will need to use your User ID and the **initial password** that was created when the user was initially set up in Tempo/Fusion by Sandicor staff. You will then gain access into the MLS.



For assistance call 858-622-6200 or 888-385-0800 or email us at support@sandicor.com

©2010 Tempo is a trademark of MarketLink, Inc. Copyright 2011.

User ID:

Password:

[▶ SIGN IN](#)

**You only need to do this once.** After completing these steps, the next time you log in you will simply go to the log in page and enter your User ID and the **new password you created during enrollment** and click 'Login' to gain access to the MLS.